






## Savant® Music Server with AVB (PAV-SMS2001) Quick Reference Guide

### Box Contents

- (1) Savant Music Server with AVB (PAV-SMS2001)
- (1) Installation Kit (075-0208-xx)
  - (1) 5V DC 3A Power Supply (025-0153-xx)
- (1) Quick Reference Guide (this document)

### Specifications

Environmental	
Temperature	32° to 104° F (0° to 40° C)
Humidity	10% to 80% Relative Humidity (non-condensing)
Dimensions and Weight	
Height	1.6in (41.5 mm)
Width	8.5in (215.0 mm)
Depth	3.7in (93.3 mm)
Weight	Net: 1.4lb (0.64 kg) Shipping: 2.3lb (1.05 kg)
Power	
Input Power	5V DC 3A
Max Power	15 Watts
Networking	
Supported Standard	IEEE 802.1 AVB/TSN switches IEEE 802.3 Ethernet
Regulatory	
Safety and Emissions	FCC Part 15  CE  C-Tick 
RoHS	Compliant

### Network Configuration

To ensure that the IP Address will not change due to a power outage, a static IP Address or DHCP reservation should be configured. Savant recommends using DHCP reservation within the router. By using this method, static IP Addresses for all devices can be managed from a single UI, avoiding the need to access devices individually.

**NOTE:** Setting DHCP reservation varies from router to router. Refer to the documentation for the router to configure DHCP reservation.

### Network Requirements

The PAV-SMS2001 requires a Audio Video Bridging (AVB) network. Connect all Savant devices to the same local area network (LAN) or subnet as the host. Savant recommends not implementing any type of traffic or packet shaping in your network topology for the Savant devices as this may interfere with performance.

### Front Panel



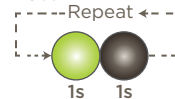
#### A Power LED

**Green:** System has power and is operating normally.  
**Off:** System is not receiving power.

**Off:** Embedded processor is resetting, or is powered up, and is booting the embedded firmware.

**Green:** Host has established communications with the embedded system.

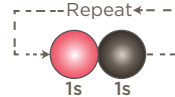
**Green Blinking:** Embedded system is ready, but no communication has been established with the host.



**Red:** Host has determined the firmware needs to be updated, but a problem occurred during the process that will initiate a reset.

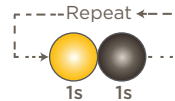
#### B Status LED

**Red Blinking:** Embedded firmware is running, but has not received a DHCP IP Address.



**Amber:** Host is updating the embedded firmware.

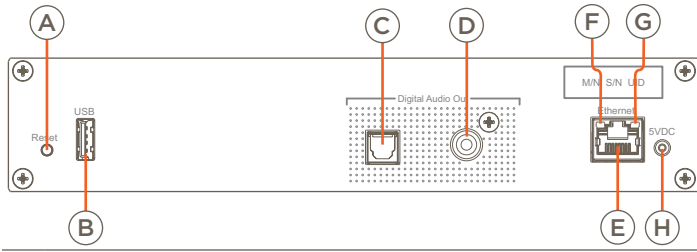
**Amber Blinking:** Embedded system has a valid link-local IP Address and is connecting to the host.



### Installation

The PAV-SMS2001 should be installed on a solid, flat, level surface. The device will fit on a 1U rack shelf. The location should be dry, well ventilated, and out of direct sunlight.

## Rear Panel



<b>A</b> Reset	Resets the network settings of the device. Hold Reset Button for 5 seconds while powered on to clear network settings. Status LED will rapidly blink red when reset is complete.
<b>B</b> USB	USB 2.0 Type A (reserved for future use).
<b>C</b> Digital Audio Out (Optical)	(1) Digital optical preamp output, line-level 96kHz/24-bit output, fixed volume.
<b>D</b> Digital Audio Out (Coaxial)	(1) Digital coaxial preamp output, line-level 96kHz/24-bit output, fixed volume.
<b>E</b> Ethernet	8-pin RJ-45 port 10/100/1000 Base-T auto-negotiating port with Link/Activity LEDs. Supports Audio Video Bridging (AVB).
<b>F</b> Ethernet Activity LED	<b>Green Blinking:</b> Activity (Rx/Tx). <b>Off:</b> No Activity.
<b>G</b> Ethernet Link LED	<b>Green Solid:</b> Ethernet Link is established. <b>Off:</b> Ethernet link is not established.
<b>H</b> Power Input	5V DC 3A

## Expansion

Up to sixteen Savant AVB devices can be connected in a single system providing a virtual audio switch, that can be configured to suit almost any need.

## Regulatory Statement

This device complies with Part 15 of the FCC Rules. Operation is subject to the following two conditions:

1. this device may not cause harmful interference, and
2. this device must accept any interference received, including interference that may cause undesired operation.

## Additional Documentation

Refer to the following documents located on the **Savant Customer Community** for additional information.

- Savant Music Server with AVB Deployment Guide (009-16xx-xx)
- ProAV IP Audio Deployment Guide (009-1571-xx)

Printed in China



Part # HDH6C005010